


THE CALGARY ASSOCIATION OF PARENTS AND SCHOOL COUNCILS (CAPSC) PRESENTS



What are you driving at?

We all have busy lives, but the safety of our children should come first. How can you help make school and playground zones safer for kids?



Visit tsk.capsc.ca for more details on improving safety at schools.

School zones are busy places, especially during drop-off and pick up. Buses, drivers and pedestrians are all in the same area, often in snowy or icy conditions. Not only are children small and unpredictable, they cannot judge traffic like an adult. Take your time and remember - safety first!

•• **CALGARY POLICE SERVICES SAYS:** •••••

- When driving through a school zone, remember:
 - Children do not perceive traffic like adults do – extra caution is needed.
 - The maximum permitted speed is 30 km/hr from 7:30 a.m. until 5 p.m. on school days.
 - Passing is not allowed within a school zone during the hours that the zone is in effect.
 - Do not double park – it is illegal and dangerous.
 - Do not park within 5 m of a crosswalk. This ensures children are visible to other road users.
 - Do not park in school bus zones.
 - Do not park within 1.5 m of a driveway or garage.

PARK AND WALK!

Teaching your children the rules of the road is the best way to protect them in traffic, both now and once they have grown big enough to cross the street alone. Research shows that exercise can boost learning. Walking from home or parking a little further away not only eases congestion in school zones, it's a great start to your child's academic day!

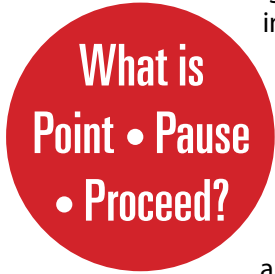
•• **CALGARY POLICE SERVICES SAYS:** •••••

- Pedestrians have the right of way at all intersections and crosswalks unless the intersection is controlled. Ensure traffic has stopped and cross the road without delay. Pedestrians can cross streets at the following locations:
 - *Unmarked crosswalks* - exist at every intersection where there is a sidewalk. They extend from the corner of one sidewalk, across the roadway, to the corner of the opposite sidewalk.
 - *Marked crosswalks* - have signs and painted white lines that extend from the corner of one sidewalk, to the corner of the opposite sidewalk. Marked crosswalks may also be located mid block, between intersections.
 - *Pedestrian corridors* - have marked crosswalks, overhead flashing yellow lights (activated by pedestrians) and advance warning signs.
 - *Intersections controlled by traffic signals* - have WALK and DON'T WALK signals in addition to a marked crosswalk.

As hundreds of children often attend one school, there simply isn't room for everyone to drop off their children right at the main school entrance. Please take the time to park legally and cross safely.

•• **CALGARY POLICE SERVICES SAYS:** •••••

- When parking on-street, do not park:
 - In the opposite direction of traffic flow.
 - On a sidewalk or boulevard.
 - Within 5 m of a fire hydrant, corner, intersection, stop sign, yield sign or marked crosswalk.
 - Within 1.5 m of a driveway or alley.
- When parking in an alley, do not park:
 - Within 1.5 m of, or directly across from a driveway or garage entrance.
 - Within 1 m of the side of a garbage container.
 - In alleys that are less than 6.1 m wide.
 - In a manner that impedes other vehicles from using the alley. You must leave a minimum of 3 m unobstructed width for the passage of other vehicles.
- A No Stopping sign indicates that you may not stop your vehicle, even momentarily, to pick up or drop off a passenger.
- A No Parking sign indicates that you may stop your vehicle only to actively load and unload passengers.
- Bus zones are marked with a Bus Stop sign. No vehicle other than a Calgary Transit vehicle may stop or park in a bus zone. You may not stop, even momentarily, to drop off or pick up a passenger in a bus zone.




Using the Point • Pause • Proceed strategy at crosswalks or intersections alerts drivers that you intend to enter the road.

- POINT** your arm toward the crosswalk, keeping all five fingers fully extended.
- PAUSE** to look for traffic. Look in all directions. Make eye contact with drivers and wait until all vehicles have come to a complete stop.
- PROCEED** across the street, keeping your arm and fingers extended. Stay alert to potential dangers.

Remember - jaywalking, making u-turns at crosswalks, speeding, distracted driving, ignoring posted signs, parking illegally and failing to stop for pedestrians puts our kids at risk.

BETTER LATE AND SAFE!



MAKE THE CROSSWALK CHAMPION COMMITMENT!

I PROMISE TO IMPROVE SAFETY FOR CHILDREN
ON CALGARY'S STREETS - *EVEN WHEN I'M LATE.*

WHEN DRIVING:

- I will remember that children may be heading through my neighborhood on their way to school early in the day, and will be prepared to stop or slow for them.
- I will remain aware of school and playground zones, and slow my speed to posted limits.

WHEN DELIVERING OR PICKING UP CHILDREN:

- I will choose safety over convenience.
- I will obey traffic signs and laws.
- I will always use crosswalks.
- I will not take unsafe shortcuts, make illegal u-turns, jaywalk or let children out on the road, in no-stop or bus zones.
- Recognizing that children follow my example,
I will model safe behaviors.

SIGNED: _____ DATE: _____

VISIT tsk.capscc.ca TO SIGN THIS COMMITMENT ONLINE.



This brochure was developed as part of CAPSC's Calgary School Traffic Safety Awareness Week, a city-wide initiative to improve traffic safety around Calgary schools. Visit tsk.capscc.ca for details on how to join in and win!

Thanks to The City of Calgary • Calgary Police Services for allowing us to reference information from their *Traffic Safety Tips* booklet. Visit <http://preview.tinyurl.com/lte8bba> to access the full document.